



Investor Fact Sheet

2nd Quarter 2010

Corporate Profile

CIBC (CM: TSX, NYSE) is a leading Canadian-based global financial institution. Through our two major operating groups, CIBC Retail Markets and Wholesale Banking, CIBC provides a full range of financial service products and services to almost 11 million individual, small business, commercial, corporate and institutional clients in Canada and around the world.

Vision: To be the leader in client relationships.

Mission: To fulfill the commitments we have made to each of our stakeholders: clients, employees, communities and shareholders.

Values: Trust, Teamwork and Accountability.

Strategic imperative: Consistent and sustainable performance over the long term.

Strategic priorities:

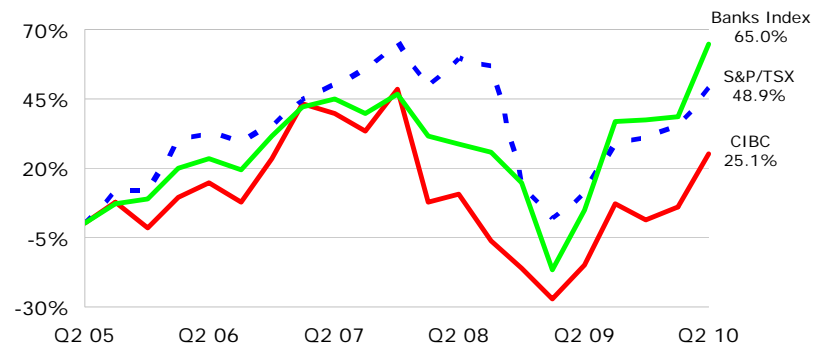
- Market leadership in core businesses
 - Achieve and maintain no less than a #3 position, and targeting #1 or #2, in our core Canadian-based retail and wholesale businesses
- Diversified and cyclically balanced business mix
 - Grow in certain areas where we have competitive capabilities and market opportunities that can generate sustainable earnings
- Industry-leading fundamentals
 - Underpin our core businesses with strong capital and funding, competitive productivity measures and sound risk management

Performance measurement: Our balanced scorecard objectives are detailed on the following page.

Shareholder Information

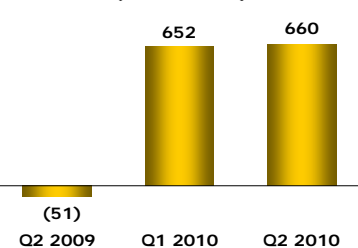
▶ Share Price:	
▶ High	\$77.19
▶ Low	\$63.16
▶ Closing Price (4/30/2010)	\$74.56
▶ Market Capitalization:	\$29.0B
▶ Average daily volume of shares traded (TSX):	1,216,626
▶ Average daily volume of shares traded (NYSE):	203,453
▶ Senior Debt Ratings:	▶ DBRS: AA ▶ Moody's: Aa2 ▶ S&P: A+ ▶ Fitch: AA-

Total Shareholder Return
Five Years Ended April 30, 2010

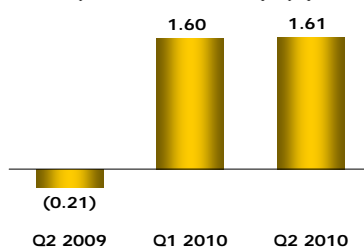


Financial Highlights

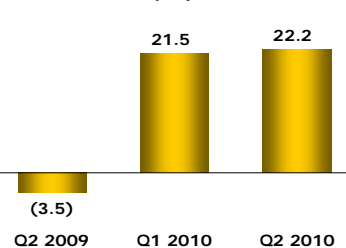
Net Income (Loss)
(\$ millions)



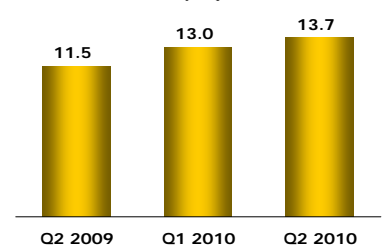
Diluted Cash EPS
(Loss Per Share) (\$)



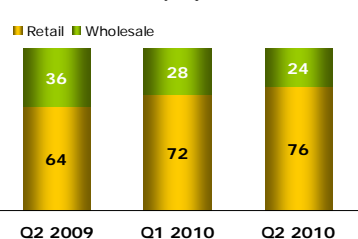
ROE
(%)



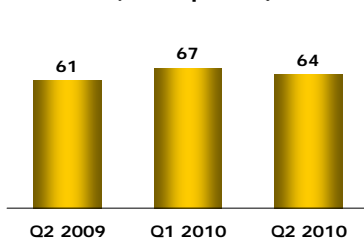
Tier 1 Capital Ratio
(%)



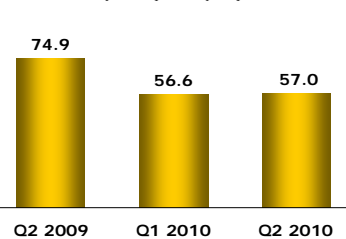
Business Mix⁽¹⁾
(%)



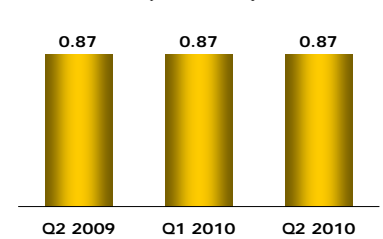
Loan Loss Ratio⁽²⁾
(basis points)



Cash Efficiency Ratio
(TEB)⁽³⁾ (%)



Common Share Dividends
(\$/share)



⁽¹⁾ The ratio represents the amount of capital attributed to the business lines as at the end of the period. ⁽²⁾ Prior periods restated to reflect the change to managed from owned basis. ⁽³⁾ Non-GAAP measure. See Non-GAAP measures within the Notes to users section on page i of the Q2/10 Supplementary Financial Information available on www.cibc.com.

A Note About Forward-Looking Statements

From time to time, we make written or oral forward-looking statements within the meaning of certain securities laws, including in this presentation, in other filings with Canadian securities regulators or the U.S. Securities and Exchange Commission and in other communications. These statements include, but are not limited to, statements about our operations, business lines, financial condition, risk management, priorities, targets, ongoing objectives, strategies and outlook for 2010 and subsequent periods. Forward-looking statements are typically identified by the words "believe", "expect", "anticipate", "intend", "estimate" and other similar expressions or future or conditional verbs such as "will", "should", "would" and "could". By their nature, these statements require us to make assumptions and are subject to inherent risks and uncertainties that may be general or specific. A variety of factors, many of which are beyond our control, affect our operations, performance and results and could cause actual results to differ materially from the expectations expressed in any of our forward-looking statements. These factors include credit, market, liquidity, strategic, operational, reputation and legal, regulatory and environmental risk; legislative or regulatory developments in the jurisdictions where we operate; amendments to, and interpretations of, risk-based capital guidelines and reporting instructions; the resolution of legal proceedings and related matters; the effect of changes to accounting standards, rules and interpretations; changes in our estimates of reserves and allowances; changes in tax laws; changes to our credit ratings; political conditions and developments; the possible effect on our business of international conflicts and the war on terror; natural disasters, public health emergencies, disruptions to public infrastructure and other catastrophic events; reliance on third parties to provide components of our business infrastructure; the accuracy and completeness of information provided to us by clients and counterparties; the failure of third parties to comply with their obligations to us and our affiliates; intensifying competition from established competitors and new entrants in the financial services industry; technological change; global capital market activity; changes in monetary and economic policy; currency value fluctuations; general business and economic conditions worldwide, as well as in Canada, the U.S. and other countries where we have operations; changes in market rates and prices which may adversely affect the value of financial products; our success in developing and introducing new products and services; expanding existing distribution channels, developing new distribution channels and realizing increased revenue from these channels; changes in client spending and saving habits; our ability to attract and retain key employees and executives; and our ability to anticipate and manage the risks associated with these factors. This list is not exhaustive of the factors that may affect any of our forward-looking statements. These and other factors should be considered carefully and readers should not place undue reliance on our forward-looking statements. We do not undertake to update any forward-looking statement that is contained in this presentation or in other communications except as required by law.



Investor Fact Sheet

2nd Quarter 2010

CIBC Retail Markets

Objective



To be the primary financial institution for more of our clients

Priorities



- ▶ Provide strong advisory solutions
- ▶ Deliver an excellent client experience
- ▶ Offer strong, competitive products

Business Highlights and Performance: Q2 2010

- ▶ Revenue of \$2.3 billion and net income of \$487 million
- ▶ Acquired the remaining equity interest in CIT Business Credit Canada; renamed CIBC Asset-Based Lending Inc.
- ▶ Extended market leadership in Mobile Banking with the release of an enhanced offer for Blackberry and other smartphones
- ▶ Opened, relocated or expanded another 10 branches and announced the locations of 20 additional branch openings
- ▶ Solid year over year revenue growth in personal banking (+11%), business banking (+8%) and wealth management (+16%)

Wholesale Banking

Objective



To be a premier client-focused, Canadian-based wholesale bank

Priorities



- ▶ Market leadership in core businesses
- ▶ Focus on key clients and businesses
- ▶ Grow with CIBC, aligning our business with the bank's strategy

Business Highlights and Performance: Q2 2010

- ▶ Revenue of \$548 million and net income of \$189 million
- ▶ Acted as lead coordinator on a \$6 billion, 5-year bond offering for Canada Housing Trust No. 1
- ▶ Acted as joint-lead agent and joint bookrunner for a \$700 million offering of senior notes for Husky Energy Inc.
- ▶ Acted as joint bookrunner in a \$287 million bought deal secondary offering for Dollarama Inc., and also named as joint-lead arranger for their \$600 million credit facility

Our Balanced Scorecard

Financial Measures

Earnings per share (EPS) Growth	Diluted EPS growth of 5%-10% per annum, on average, over the next 3-5 years
Return on Equity (ROE)	At least 20% return on average common equity through the cycle
Capital Strength	Tier 1 capital ratio target of 8.5% Total capital ratio target of 11.5%
Business Mix	At least 75% retail (as measured by economic capital)
Risk	Loan loss ratio between 50 and 65 basis points through the business cycle, on a managed basis
Productivity	Achieve a median ranking within our industry group, in terms of our non-interest expenses to total revenue (efficiency ratio (TEB) ⁽¹⁾)
Dividend Payout Ratio	40-50%
Total Shareholder Return	Outperform the S&P/TSX Composite Banks Index (dividends reinvested) on a rolling five-year basis

Non-Financial Measures

Clients	Be a leader in client relationships
Employees	Create an environment where all of our employees can excel
Community	Make a real difference in our communities
Environment	Demonstrate environmental responsibility in all activities
Governance	Be a leader in governance practices

Contact Information John Ferren, CA, CFA, Vice President T: (416) 980-2088; F: (416) 980-5028; E: investorrelations@cibc.com

⁽¹⁾ For further details, see Non-GAAP measures within the Notes to users section on page I of the Q2/10 Supplementary Financial Information available on www.cibc.com.